

## WPR40HC SERIES LED FIXTURE DROPIN KITS




The Alta 20, 36, 50, and 65 watt LED kit is designed for all customers that purchase the Standard WPR40HC Die Cast Aluminum fixture housing set from Pacific Die Cast Company. The 4 different LED kits include all the components necessary to create a complete LED Eyelid Half Cutoff Bulkhead fixture. These kits will mount up to existing housing screw holes.




Pacific DieCast #WPR40HC Housing Set



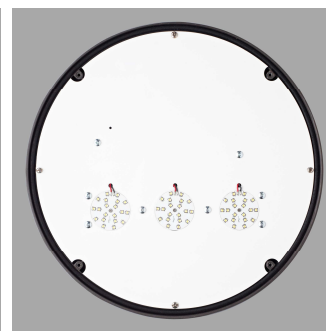
KT-WPR40HC-20LED



KT-WPR40HC-36LED



KT-WPR40HC-50LED



KT-WPR40HC-65LED

Catalog #	Wattage	Lumens	Replaces
KT-WPR40HC-20LED	20	2200	42 CFL
KT-WPR40HC-36LED	36	3960	100 MH
KT-WPR40HC-50LED	50	5500	150 MH
KT-WPR40HC-65LED	65	7150	175 MH

### LED Fixture Kit Includes:

- KT-WPR40HC-20LED  
(2)PN1019B Aluminum boards
- KT-WPR40HC-36LED  
(4)PN1019B Aluminum boards
- KT-WPR40HC-50LED  
(5)PN1019B Aluminum boards
- KT-WPR40HC-65LED  
(3)PCN-D2000-120B-20W Aluminum Puck boards
- White Flat Reflector Plate to mount to existing holes.
- Reflector plate to be made from Aluminum material
- Aluminum Heat Sink built into the reflector plate
- Driver dual voltage for 120/277 volt
- High Temp Wire Leads Solder to Boards

### Alta's LED Technology

- Alta #AL-R-1W-50 chips
- LED's use constant current drivers
- 1W LED runs cool. Ave 85F-110F
- 3000K, 5000K chip color temps
- LED lights can be dimmed
- 5 year warranty on all products

### Driver Technology

- IP67 Waterproof
- -35C to 70C deg operation
- 120-277V input voltage
- Driver Outputs
  - KT-WPR40HC-20LED (15V, 1400MA)
  - KT-WPR40HC-36LED (27V, 1400MA)
  - KT-WPR40HC-50LED (27V, 1750MA)
  - KT-WPR40HC-65LED (27V, 2100MA)
- High Efficiency up to 95%
- UL 8750 recognized
- 5 Year Warranty