


ALTA-10W-series

Specification



RD:

Prepared By:

1. SPECIFICATIONS

Absolute Maximum Ratings

(Ta=25°C)

Parameter	Symbol	MAX.	Unit
Dc Forward Voltage	Vf	35	V
Dc Forward Current	If	350	mA
Power Dissipation	P _D	10	W
Operating Temperature Range	Tope	-40 ~ +85	°C
Storage Temperature Range	Tsto	-40 ~ +100	°C

*Duty 1/10 @ 1KHZ

Electrical / Optical Characteristics Cool White

(Ta=25°C)

Parameter	Symbol	Min.	Typ.	Max.	Unit	Test Condition
Dc Forward Voltage	Vf	29	/	35	V	If=350mA
Color Temperature Cold White	CCT	5000	/	7000	K	If=350mA
Luminous Flux *	Flux	/	1000	/	lm	If=350mA
Viewing Angle	2θ _{1/2}	/	170	/	Deg	*

Electrical / Optical Characteristics Warm White

(Ta=25°C)

Parameter	Symbol	Min.	Typ.	Max.	Unit	Test Condition
Dc Forward Voltage	Vf	29	/	35	V	If=350mA
Color Temperature Cold White	CCT	3000	/	4000	K	If=350mA
Luminous Flux *	Flux	/	950	/	lm	If=350mA
Viewing Angle	2θ _{1/2}	/	170	/	Deg	*

*Forward voltage measurement allowance is ±0.1V.

*Luminous intensity is measured with a light sensor and filter combination that approximates the CIE eye-response curve.

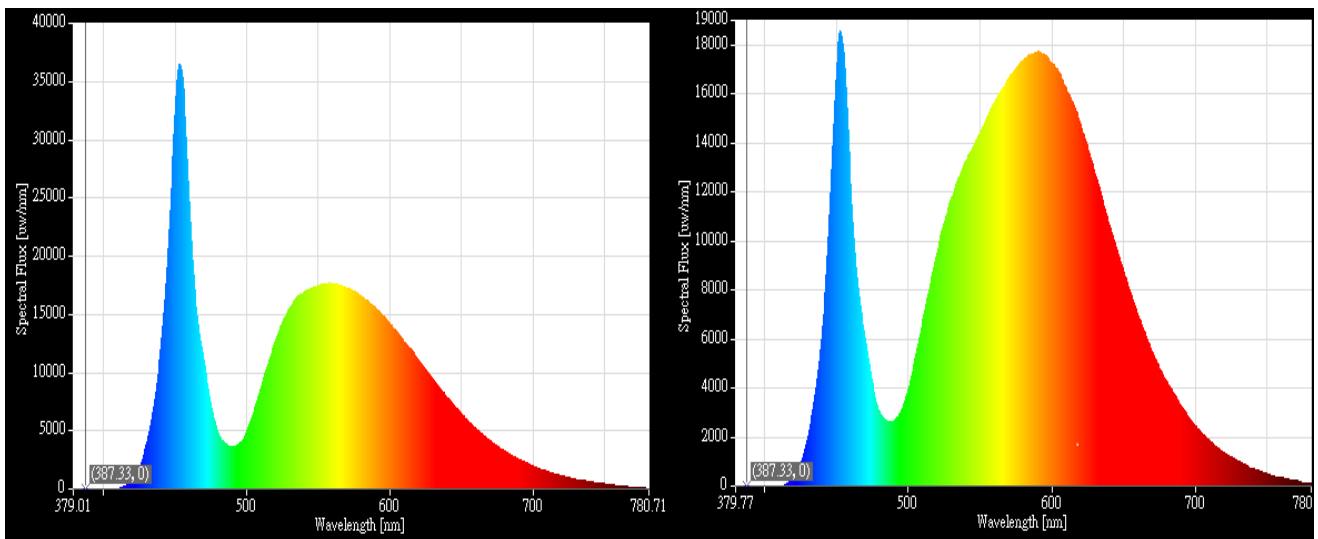
*Luminous Intensity Measurement Allowance is ± 10%.

*Dominant Wavelength measurement allowance is ±1nm.

*2θ_{1/2} is the off-axis angle at which the luminous intensity is half the axial luminous intensity.

*Please see attachments for BIN classifications.

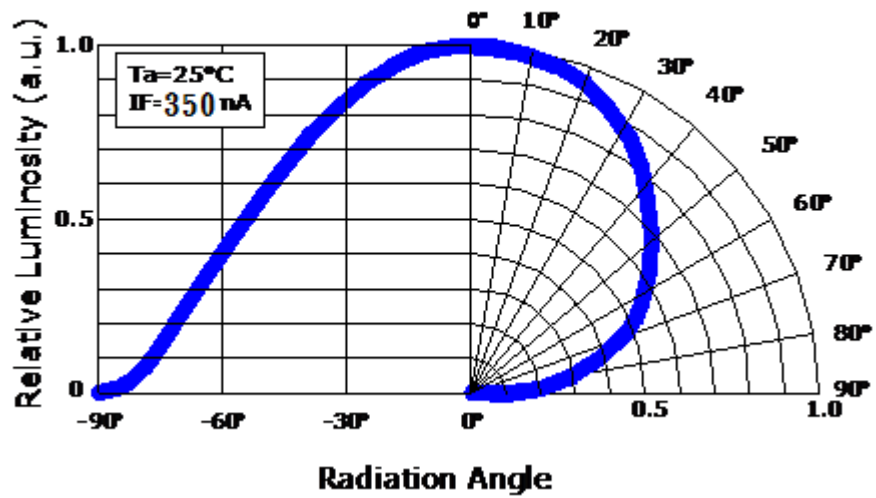
Typical Electrical / Optical Characteristics Curves



Cool White Color

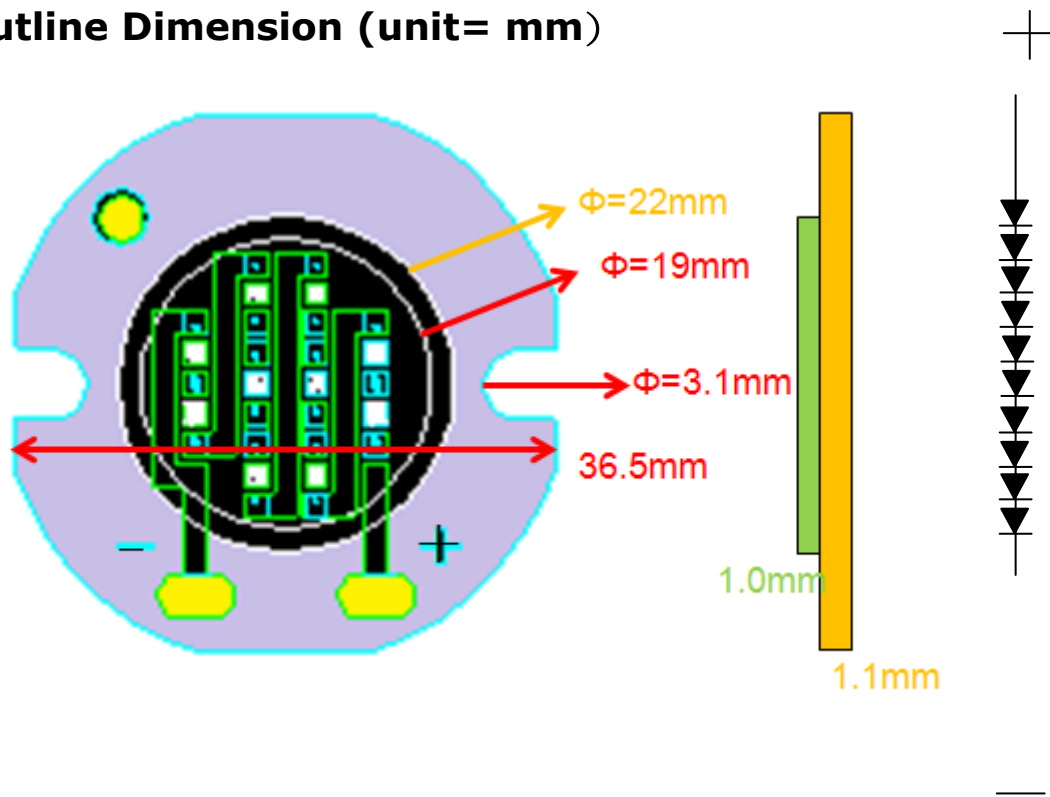
Warm White Color

Beam Pattern



2. Package

Outline Dimension (unit= mm)



1. All dimensions are in millimeters.
2. Tolerances are ± 0.2 mm, unless otherwise noted.